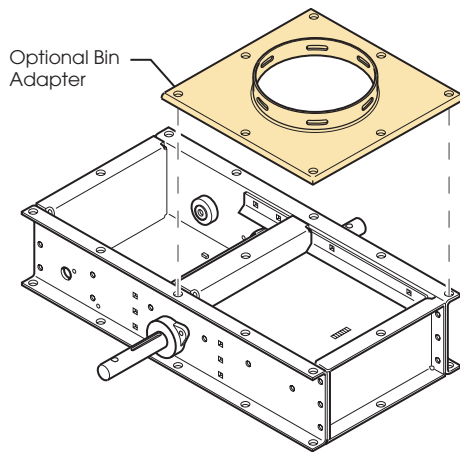


GRAIN FLOW SLIDE GATES

REVOLUTIONIZING GRAIN FLOW EQUIPMENT

LCDM Slide Gates are uniquely designed to meet your needs, maximize efficiency and offer best in class reliability. Our slide gates make controlling the flow of grain and other bulk materials at discharge points easy. With several options to choose from, LCDM can accommodate all your grain flow requirements.




KEY FEATURES

- » BOLT TOGETHER DESIGN
- » LAMINATED RACK AND PINION
- » COLD ROLLED ZINC PLATED WHEELS AND HUBS
- » STANDARD GALVANIZED BODY
- » BEARING SUPPORTED SHAFT
- » MANUAL, ELECTRIC AND PNEUMATIC DRIVES AVAILABLE
- » SEAL KITS AVAILABLE FOR FEED APPLICATIONS
- » CUSTOM SIZES AND CONFIGURATIONS AVAILABLE
- » AVAILABLE IN PAINTED, GALVANIZED AND STAINLESS STEEL



SCAN THE QR CODE TO LEARN
MORE OR CONTACT US.

LCDMcorp.com



WHERE THE FUTURE OF
GRAIN HANDLING IS BUILT.

GRAIN FLOW SLIDE GATES

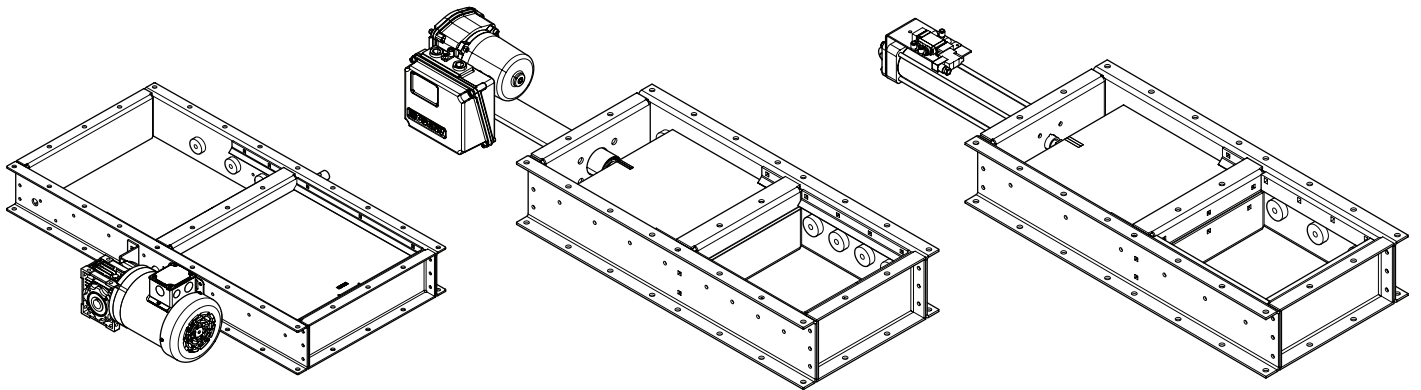
LCDM designs and builds all rack and pinion slide gates in-house. In addition, all slide gates are made up of domestically produced products. You can be sure the quality of our products will meet your expectations.

OUR RANGE OF SLIDE GATES INCLUDE

- » MANUAL RACK AND PINION
- » GEAR DRIVE RACK AND PINION
- » ELECTRICALLY ACTUATED RACK AND PINION
- » PNEUMATIC SLIDE GATES
- » HOPPER BOTTOM ADAPTER
- » FULLY CUSTOMIZED SOLUTIONS

ADDITIONAL FEATURES

-  LEAK PROOF INLET COLLARS
-  ZINC PLATED STEEL ROLLERS
-  OIL IMPREGNATED BUSHINGS
-  STOCK SIZES FROM 6"-24"
-  EXPLOSION PROOF ACTUATORS AND SWITCHES
-  ANDCO ACTUATORS
-  NORD DRIVES
-  SMC PNEUMATICS



LEARN MORE ABOUT OUR OTHER SERVICES



CUSTOM GRAIN FLOW
PRODUCT DESIGN



GRAIN FLOW FACILITY
ENGINEERING



GRAIN FLOW
DISTRIBUTION

LOCATIONS

—
22394 US HWY 136
MEMPHIS, MO 63555

—
871 RANGE END RD,
DILLSBURG, PA 17019

CONTACT US TODAY

(888) 963-9145
contact@LCDM Corp.com

LCDM

ENGINEERED
GRAIN HANDLING
PRODUCTS