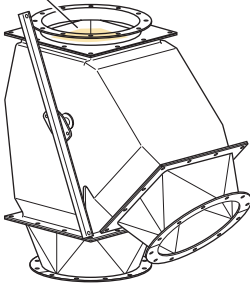


VALVES

REVOLUTIONIZING GRAIN FLOW EQUIPMENT

LCDM full flow valves are uniquely designed to handle the flow of grain without any restriction. Our "full flow" design allows you to maximize the flow of grain from the spout with no leakage. With several options to choose from, LCDM can accommodate all your grain flow needs.

Liners available
in AR400 Steel,
Urethane, and
Ceramic Tile.



KEY FEATURES

- » OFFSET (K-STYLE), TWO-WAY (Y-STYLE), THREE WAY, DIVERTER
- » FULL FLOW DESIGN
- » HANDLES THE INCOMING CAPACITY WITHOUT RESTRICTING FLOW
- » STANDARD GALVANIZED BODY
- » MULTIPLE LINER OPTIONS
- » MANUAL, ELECTRIC AND PNEUMATIC DRIVES AVAILABLE
- » SEAL KITS AVAILABLE FOR FEED APPLICATIONS
- » CUSTOM SIZES AND CONFIGURATIONS AVAILABLE
- » AVAILABLE IN PAINTED, GALVANIZED AND STAINLESS STEEL



SCAN THE QR CODE TO LEARN
MORE OR CONTACT US.

LCDMcorp.com

WHERE THE FUTURE OF
GRAIN HANDLING IS BUILT.

VALVES

LCDM designs and builds grain flow products that are more efficient and easier to use. With grain distribution and material handling companies in mind, our full flow grain valves will help you streamline workflow and save on lost grain costs.

OUR RANGE OF FULL FLOW VALVES INCLUDE:

- » MANUAL OPERATION
- » GEAR DRIVE
- » ELECTRICALLY ACTUATED
- » PNEUMATIC OPERATION
- » FULLY CUSTOMIZED SOLUTIONS

ADDITIONAL FEATURES



LEAK PROOF INLET COLLARS



STOCK SIZES FROM 6"-16"



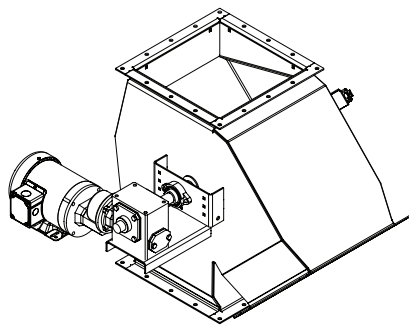
ANDCO ACTUATORS



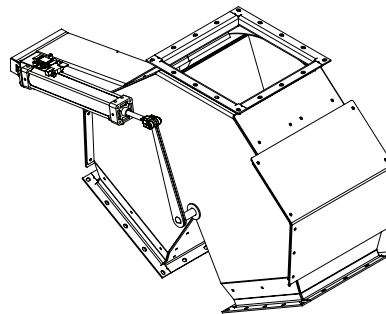
SMC PNEUMATICS



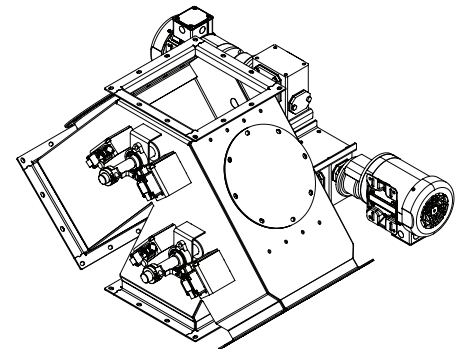
LEESON DRIVES



OFFSET (K STYLE)



TWO-WAY (Y STYLE)



THREE-WAY

LEARN MORE ABOUT OUR OTHER SERVICES



CUSTOM GRAIN FLOW PRODUCT DESIGN



GRAIN FLOW FACILITY ENGINEERING



GRAIN FLOW DISTRIBUTION

LOCATIONS

—
22394 US HWY 136
MEMPHIS, MO 63555

—
871 RANGE END RD,
DILLSBURG, PA 17019

CONTACT US TODAY

(888) 963-9145
contact@LCDMORP.com

LCDM

ENGINEERED
GRAIN HANDLING
PRODUCTS